

PREPARING YOUR PLACE OF WORK

Covid-19 & return to practice



Supported by
sk:n

Contents

1.0	Introduction	4
1.1	Introduction	4
1.2	Document Purpose	5
2.0	Standard precautions	5
2.1	COVID-19 transmission	5
2.2	Hand hygiene	5
2.3	Respiratory secretions and cough hygiene – ‘Catch it, bin it, kill it’	6
2.4	Clothing (also below)	6
3.0	Triage.....	7
3.1	Triage	7
3.2	Bookings and payment.....	7
3.3	Temperature screening.....	7
4.0	Reception Areas.....	8
5.0	Staff.....	8
5.1	People that are not involved in direct patient care	8
5.2	Staff working directly with patients.....	9
6.0	Personal Protective Equipment.....	9
6.1	Training	9
6.2	Plume generating procedures: laser and ablative plasma.....	10
6.3	Procurement, supply and risk assessment.....	10
6.4	Treatment specific Risk assessment and access to appropriate Personal Protective Equipment.....	11
6.5	Fit testing.	11
6.4	Sessional use of PPE.....	12
6.5	Donning and Doffing	12
6.6	Disposal of PPE.....	12
7.0	Cleaning and Waste Management.....	12
7.1	Equipment.....	13
7.2	Cleaning in common zones:	13
7.3	Cleaning in treatment rooms:	13
7.4	Room ventilation.....	13
7.5	Cleaning solutions	14
8.0	Audit.....	14
9.0	Other Considerations	14
9.1	Consent	14
9.2	Education	15

9.3	Skin preparation.....	15
9.4	Testing.....	15
9.5	Time management.....	15
9.6	Risk assessment	15
Appendix 1. Mask types and uses.....		17

1.0 Introduction

1.1 Introduction

This guidance document is the outcome of a co-ordinated effort undertaken by the Joint Council of Cosmetic Practitioners (JCCP), with support from sk:n, to ensure, as far as is reasonably possible, best practice is adopted when returning after the Government currently imposed lockdown. As always, safety of the patient, members of the public and the practitioner is central to our every consideration. There should be no compromises in safety for financial gain. This document does not make a suggestion of when practice should resume; this must be in line with government advice. The document presents JCCP guidelines for consideration for use by cosmetic practitioners (and their staff), for which the core principles have been agreed by independent and expert opinion in the Cosmetic Practice Standards Authority (CPSA).

This guidance should be used by competent cosmetic practitioners to ensure that they comply with patient safety and public protection standards required by Government agencies and by UK statutory professional and voluntary registers.

The following issues are important in placing an understanding of this guidance document in context.

- The Coronavirus pandemic is an evolving and dynamic crisis. Therefore, this guidance will be updated accordingly, but should not supersede contemporaneous government or healthcare regulatory body advice.
- There is no policy or process identified which can consistently eliminate the risk of contracting or transmitting this virus.
- This guidance must be considered in addition to statutory obligations for Health and Safety in the workplace and your professional regulator.
- We advise practitioners, as ever, to avoid working in isolation, to seek supervision where appropriate and to keep up to date with ongoing developments, through their professional associations and networks.
- Please also see section 2.0 below, for further context when reaching decisions in implementing this guidance.

The guidance included in this document relies upon the expertise provided by stakeholders in the non-surgical cosmetic industry, bringing together the work of Government and international reputable authorities. We are grateful for the shared experiences from the international community, some of whom are at different stages of their epidemic.

All branches of healthcare and public life will undoubtedly change as a result of the pandemic. As an industry we will need to develop and process a 'new normal' in order to better safeguard ourselves and our patients. This 'new normal' will not be apparent immediately. Accordingly we will be expected to be versatile and innovative: without ever veering from best practice principles and patient safety imperatives.

The term 'patient' is used synonymously with the term 'client' throughout this guidance document to refer to members of the public who present for cosmetic treatment.

1.2 Document Purpose

We recognise the uncertainty that currently exists at this challenging time and reach out to you to encourage you to work as safely and responsibly as possible. We wish you to aim to return to work safely and to support you in minimising the risk of harm to both yourselves, your patients and to members of the public.

In the absence of definitive government and professional advice, these guidelines are designed to provide you with a range of basic principles to achieve a standard of safety within the limits of our shared current understanding. It is important to understand that this document is a guidance document, rather than presenting a 'standard' against which to benchmark and 'reset' your practice. As such we encourage practitioners and staff to continue to explore and to adopt government advice on how to practise lawfully, safely and responsibly. As such the guidelines presented within this document should not be regarded in isolation or as an alternative to other definitive advice offered by employers or by Government agencies to inform local decision making.

We cannot support a resumption of practice during the government-imposed lockdown or advise on specific dates for reopening (although the Government have advised that beauty salons will not open until at least the 4th July 2020). Government advice on resumption of practice should form *part* of the decision to reopen, along with your ability to implement an informed risk-assessed policy, and other material factors that may impinge on your capacity to perform safely and responsibly.

The JCCP and the CPSA will continue to work with UK Government agencies and with the scientific community to review, consider and disseminate advice to the aesthetic practitioner community in order to provide further appropriate and proportionate guidance on how to practise lawfully and safely.

2.0 Standard precautions

2.1 COVID-19 transmission

The transmission of COVID-19 is thought to occur mainly through respiratory droplets generated by coughing and sneezing, and through contact with contaminated surfaces. The predominant modes of transmission are assumed to be droplet and contact. This is consistent with a recent review of modes of transmission of COVID-19 by the World Health Organization (WHO). It is important to note that this strain of coronavirus is highly contagious.

https://assets.publishing.service.gov.uk/government/uploads/system/uploads/attachment_data/file/881489/COVID-19_infection_prevention_and_control_guidance_complete.pdf

2.2 Hand hygiene

Hand hygiene is essential to reduce the transmission of infection. All staff and patients must decontaminate their hands by washing with antimicrobial soap and water for at least 20 seconds, taking care to systematically clean thoroughly especially under the finger nails and palmar creases as well as ensuring washing of the forearms.

Hand hygiene must be performed immediately before every episode of direct patient care and after any activity or contact that potentially results in hands becoming contaminated, including the removal of personal protective equipment (PPE), equipment decontamination and waste handling.

When managing the same patient between activities the practitioner can use an alcohol-based hand rub

Refer to 5 moments for hand hygiene.

<https://www.who.int/infection-prevention/campaigns/clean-hands/5moments/en/>

Before any clinical interaction practitioners should be 'bare below the elbows', All hand and wrist jewellery should be removed, barring a single band plain ring which should be navigated during hand hygiene moments.

Fingernails should be clean, short and free of artificial nails or adhesive nail products.

Breaks in skin should be covered with a transparent occlusive dressing.

2.3 Respiratory secretions and cough hygiene – 'Catch it, bin it, kill it'

Patients and staff should be encouraged to minimise potential COVID-19 transmission through good respiratory hygiene measures which are:

- Disposable, single-use tissues should be used to cover the nose and mouth when sneezing, coughing or wiping and blowing the nose – used tissues should be disposed of promptly in the nearest waste bin.
- Tissues, waste bins (lined and foot operated) and hand hygiene facilities should be available for patients and staff
- Hands should be cleaned (using soap and water if possible) after coughing, sneezing, using tissues or after any contact with respiratory secretions and contaminated objects.
- Encourage patients to keep hands away from the eyes, mouth and nose.

The best method to minimise transmission is to, where possible, avoid contact. Patients should be questioned prior to face to face contact as detailed below. However, should a patient attend clinic and display symptoms they should be candidly questioned and in cases of a new cough, fever, myalgia or recent infection must be asked to reschedule and promptly requested to leave the site.

Should you be in a situation where you believe that a suspected COVID-19 +ve patient has been in the clinical area you must:

- Immediately stop all activity.
- Ensure no other patients are admitted to the waiting room.
- Doors should be kept closed with windows open to improve airflow and ventilation.
- Use disposable cloths/papers/mop attachments and either a combined detergent disinfectant solution at a dilution of 1000 parts per million (ppm) available chlorine (av.cl) or a neutral purpose detergent followed by disinfection (1000ppm av.cl)
- Dispose of all cleaning cloths/wipes as well as all waste associated with suspected positive patient into a waste bag. If clinical waste is collected at your facility ensure it is disposed of in the clinical waste; if this is not possible seal the bag tightly in another bag and store for 72 hours and dispose of in the standard waste, ensuring adequate PPE and hygiene before and after contact.

2.4 Clothing (also below)

We advise the use of a simple uniform which is put on at your practice and removed at the end of the day. On removal it should be placed in a laundry bag alone and washed at 60°C. This should not be worn to and from work and should be washed on a daily basis.

3.0 Triage

3.1 Triage

The following questions should be asked and documented before booking any patient for a face to face appointment.

- Are you currently suspected of having COVID-19
- Have you been in contact with or are living with someone suspected or confirmed of having Covid-19?
- Do you have a fever, or have you had a high temperature in the last 14 days (a fever is a temperature greater than 37.8°C)?
- Have you had a loss of or change in your normal sense of smell?
- Have you had a cough or any other respiratory signs in the last 14 days?
- Do you suffer from any of the following? Diabetes, cardiovascular disease, including hypertension, chronic lung disease, immunodeficiency, cancer under active treatment?
- Are you pregnant?
- Are you over 70 years of age?

<https://www.nhs.uk/conditions/coronavirus-covid-19/people-at-higher-risk-from-coronavirus/whos-at-higher-risk-from-coronavirus/>

In the event that the patient successfully triages, they must be given the following instructions either via phone or email.

- Attend your appointment unaccompanied.
- Upon arrival, you must wash your hands.
- Please limit the wearing of jewellery. Wedding rings may be worn provided hands are kept clear from the face. Minimal make-up should be worn.
- Please limit the personal possessions you bring with you. The clinic may reserve the right to prevent personal items entering the treatment rooms.
- When the treatment is complete, you must wash your hands once more.
- Follow the markings in the waiting area and clinic to ensure 2 metres distancing at all times, except when undergoing treatment.

3.2 Bookings and payment

We urge clinics to accept payment by card only, or contactless payment for example by phone, reducing contact wherever possible and cleaning card machines after use where necessary. If for any reason payment by cash is unavoidable, additional precautions, including hand washing, must be taken.

Appointments must be by prior arrangement only. Signage should be placed on the front door to inform patients that the clinic runs on an appointment only system with a controlled entry policy.

Patients may be provided with surgical face masks and overshoes to don upon entry and after washing hands.

3.3 Temperature screening

Temperature screening is not believed to be an effective method of limiting transmission due to possible lack of symptoms, incubation period and possible use of anti-pyretics.

<https://www.who.int/news-room/articles-detail/updated-who-recommendations-for-international-traffic-in-relation-to-covid-19-outbreak#:~:text=Temperature%20screening%20alone%2C%20at,tracking%20of%20incoming%20traveller%20s.>

The triage process referred to above is likely to preclude patients attending with an elevated temperature (pyrexia). However, risk assessment in the light of further medical history taking or the detection of overt symptoms may indicate the need to confirm the patient's temperature; in this situation the appointment should be cancelled or rescheduled.

However, some organisations may wish to implement temperature screening as a matter of routine and practitioners should be compliant with such a policy.

4.0 Reception Areas

A demarcation line 2 metres should be placed in front of the reception desk to show the limit of incursion that a patient may advance to. Inside of this reception area should become known as "clean".

To maximise social distancing, staff should limit the number of patients in the reception area at any time. Provision must be made to ensure 2metre distancing at all times.

Patients should attend treatments alone.

The time spent in the clinic should be minimised as much as possible. Minimal waiting area chairs should be provided. Employing video consultation to avoid multiple attendances and using a text or call system to allow patients to wait off site are encouraged. If there is a queue patients should be sent away and recalled. Booking times should be planned to avoid queuing.

Windows should be opened wherever possible.

Hand sanitiser must be made available in the waiting area, but not on the reception counter, as this will encourage breaking the 2 metre distancing rule.

The treatment staff should not be permitted to pass through to the "clean" area. Reception staff should only pass into the "clean" area once they have cleaned their hands.

There should be no point of sale items, displays, magazines or brochures available in the waiting area. Coronavirus has been shown to be active on paper and cardboard for 24 hours. Brochures should be made available only in the "clean" area and these will be passed to the patient on a needs basis to take home.

Reception areas should be maintained as paper free wherever possible.

Surfaces should be decontaminated after each patient passes through the waiting area.

5.0 Staff

Staff are classified into two types for the purposes of this guidance document:

Employees who work mainly in the reception area and not involved with direct patient care and secondly, employees that are in direct contact with patients.

Staff should take regular breaks and rest periods.

5.1 People that are not involved in direct patient care.

Regular cleaning of keyboards, phones and other frequently used items using cleaning solutions designated in section 8.4 will be required. A sufficient supply of cleaning products should be made available.

As teamwork and environmental awareness is highly important, the receptionist should be designated as the principal 'rule enforcer' of the new safety 'regime'.

As each patient leaves the clinic, reception staff must leave the reception area, and clean the seating area with an appropriate product (section 8.4) and then return immediately to the reception area, and clean their hands.

Hand washing definition: hand hygiene measures should be undertaken with soap and water. This is the most important measure to reduce the risks of transmission and must be carried out frequently (before putting on gloves, after removing gloves, and after each contact with the patient whether or not gloves have been used). Normal liquid soap will be used for hygienic washing for over 20 seconds each time. Hands must be dried with disposable towels. Another option is to use hand sanitiser, but it is not as a substitute for frequent hand washing. Practitioners should avoid touching their faces.

If reception staff are at risk of not maintaining 2 metre distancing, they should wear a surgical mask and consider eye protection at all times.

5.2 Staff working directly with patients

The wearing of jewellery, nail polish and other non-essential accessories should be minimized.

Uniforms must not be worn on the journey in to or from work.

On a daily basis, employees should carry their uniform and shoes in a disposable bag. Allowing for the two-metre distancing rule, uniform should be changed into on site in a designated changing room. Handbags and personal possessions such as phone/iPad etc. should be safely stored in a locker or other safe place.

Procedure-appropriate PPE should be donned prior to the treatment. Staff should avoid returning to the changing place, except to change out of your uniform at the end of the day.

At the end of the shift, staff should wash their hands thoroughly and place their uniform and shoes into a designated storage bag. Uniforms should be washed on a daily basis separately from other household linen at a temperature exceeding 60°C.

6.0 Personal Protective Equipment

Certain procedures convey a higher risk of transmission. For example, aerosol generating procedures (AGPs) present risk of aerosolised transmission. This guidance therefore seeks to set out clear and actionable recommendations on the use of PPE, as part of safe systems of working. Incidence of COVID-19 varies across the UK and risk is not uniform.

6.1 Training

Staff should be trained on 'donning and doffing' PPE. Videos are available to demonstrate how to 'don and doff' PPE for AGPs and how to 'don and doff' PPE for non-AGPs.

<https://www.gov.uk/government/publications/covid-19-personal-protective-equipment-use-for-aerosol-generating-procedures>

<https://www.gov.uk/government/publications/covid-19-personal-protective-equipment-use-for-non-aerosol-generating-procedures>

Staff should know what items and type of PPE they should wear for each setting, procedure and context. As such all staff should have access to the safest, recommended form of PPE that protects them for the appropriate setting, procedure and context.

Gloves and aprons are subject to single use, with disposal after each patient.

Fluid repellent surgical masks and eye protection can be used for sessional use that do not involve aerosol generating procedures, at the discretion of the practitioner. Practitioners should note that any soiling or risk of exposure will change this.

Gowns or coveralls should be worn for any higher risk treatment. FFP3 masks should be worn form AGPs on a single use basis.

Hand hygiene should be practised and extended to exposed forearms, after removing all PPE items.

6.2 Plume generating procedures: laser and ablative plasma.

It is well known that plume from these procedures can contain toxic substances, including viruses. We therefore recommend that all procedures which create a plume should be undertaken in line with recommendations for aerosol generating procedures, including relevant use of PPE.

Practitioners are recommended to undertake patient/treatment specific risk assessment which takes into account such factors as:

- The extent of plume
- The use of mechanical ventilation for extraction.
- Treatment length
- Any additional risk factor identified

Practitioners should consider extended time periods for room ventilation prior to use by another patient.

<https://www.bmla.co.uk/clinical-guidance-for-laser-procedures-during-the-covid-19-pandemic/>

<https://www.schuco.co.uk/surgical-smoke-plume/>

Practitioners are encouraged to follow-up more detailed guidance which will be forthcoming from laser specific organisations such as BMLA. Further, they should consider the option of avoiding all higher risk, plume generating procedures until such guidance becomes available.

Practitioners are further reminded of their obligations towards their organisational policies in the first instance. Where there may be a variance between these guidelines and those of the employing organisation, the practitioner should discuss such matters with their organisation and ensure that they comply fully with their employer's legal and contractual responsibilities.

6.3 Procurement, supply and risk assessment

EN 149 is the European standard required to ensure respirator face masks meet conformity requirements. Due to supply problems of PPE, it is possible that practitioners are unable to obtain the required type of mask, or that the relevant mask is not specified with the required conformity. The government has made urgent arrangements to obtain PPE which maintains conformity but obviates the need for EN assessment and CE labelling.

https://assets.publishing.service.gov.uk/government/uploads/system/uploads/attachment_data/file/879498/Guidance-for-businesses-ppe-regulations-version-2.pdf

Therefore, when purchasing or using face masks, the following should be taken into consideration.

- *It is imperative that PPE, including face masks, is purchased from a reputable supplier. It is the responsibility of the distributor to ascertain that appropriate conformity is in place.*
- 'FFP' is a European statement of efficiency according to the EN149 standard. In obtaining facemasks, practitioners may be presented with a range of different international 'standards' and it will be necessary that they become familiar with these. As a working guide, 'FFP2' (95% efficiency

at filtering to 0.3 microns) is approximately equivalent to the Chinese 'KN95' and the American 'N95' standards.

<https://www.hse.gov.uk/news/assets/docs/face-mask-equivalence-aprons-gown-eye-protection.pdf>

We recommend that practitioners perform a visual inspection of face masks/visors prior to use, to include:

- General integrity –
 - Straps– ensure they are present and intact
 - Face seal– visual check to ensure the seal is undamaged
 - Nose clip (if applicable) – must be present and intact
- Filtering material – ensure there are no visible defects
- Finish of parts – inspect to ensure there are no sharp or jagged edges
- Valve (if applicable) – present and intact

(<https://www.hse.gov.uk/research/rrpdf/rr1087.pdf>)

6.4 Treatment specific Risk assessment and access to appropriate Personal Protective Equipment.

This guidance document recommends the use of FFP 2 non-valve respirators for general use by practitioners within their practice, since these masks provide protection to the wearer *and* limit the spread of droplet infection, protecting the patient. Please see Appendix 1 for various mask types and uses.

Patients should be viewed as being 'potentially' Covid-19 positive. Of equal importance is the need to regard perioral treatments, lip fillers and intraoral treatments, such as dental blocks, as potentially aerosol generating procedures (AGP's), requiring the use of 'FFP 3' face masks. We do not recommend that practitioners should routinely perform these elective procedures. Rather, we recommend that practitioners should undertake a risk assessment before proceeding to undertake any aesthetic procedure which considers factors such as relative need and benefit against 'weighed' risk.

https://assets.publishing.service.gov.uk/government/uploads/system/uploads/attachment_data/file/881489/COVID-19_Infection_prevention_and_control_guidance_complete.pdf

It must be remembered that face mask use is only one pillar supporting the defence against Covid 19, and that gowns and gloves, eye protection, distancing and modified behavioural responses are equally important.

Disposable coveralls may be used in place of gowns.

<https://www.england.nhs.uk/coronavirus/wp-content/uploads/sites/52/2020/04/C0284-ppe-gowns-letter-qa-sa.pdf>

6.5 Fit testing.

The stated clearance of respirator masks (and thus their safety) only applies where there is an effective seal around the face. In the absence of formal policies and procedures for 'fit testing' arrangements, the wearer must apply additional caution in ensuring an adequate seal is in place. For those who wear glasses, they should not steam up when wearing a mask. Facial hair may compromise the seal. Please see page 62 of the following guidance document:

https://assets.publishing.service.gov.uk/government/uploads/system/uploads/attachment_data/file/881489/COVID-19_Infection_prevention_and_control_guidance_complete.pdf

6.4 Sessional use of PPE

Aprons and gloves are subject to single use as per Standard Infection Control Precautions (SICPs), with disposal and hand hygiene after each patient contact. Respirators, fluid-resistant (Type IIR) surgical masks (FRSM), eye protection and disposable fluid repellent coveralls or long-sleeved disposable fluid repellent gowns can be subject to single sessional use in circumstances outlined in section 6.1.

A single session refers to a period of time where a practitioner is undertaking duties in a specific clinical care setting or exposure environment. Once the PPE has been removed it should be disposed of safely. The duration of a single session will vary depending on the clinical activity being undertaken.

PPE should not be subject to continued use if damaged, soiled, compromised, and uncomfortable and a session should be ended. While the duration of a session is not specified here, the duration of use of PPE items should not exceed manufacturer instructions. Appropriateness of single versus sessional use is dependent on the nature of the task or activity being undertaken and the local context.

Eye protection/face Visor disinfection

Eye protection and lenses or face visor, where reusable, must be disinfected between patients; to do this use solutions in section 8.4 or consider proprietary brands: Use 2 Clinell® wipes or first with detergent and warm water and then solution of Sodium chlorine 1000ppm i.e. Actichlor® or Presept®.

6.5 Donning and Doffing

Please refer to the Public Health Guidance - Guide to 'donning and doffing' standard Personal Protective Equipment (PPE). All staff should complete the 'donning and doffing' training before commencing work in the clinic.

https://assets.publishing.service.gov.uk/government/uploads/system/uploads/attachment_data/file/877658/Quick_guide_to_donning_doffing_standard_PPE_health_and_social_care_poster_.pdf

6.6 Disposal of PPE

All used PPE should be deposited in an appropriate waste bin with a hard cover and pedal opening. All waste should be collected and disposed of in marked clinical waste bins. Should this not be available, waste must be stored for 72 hours in two sealed waste disposal bags prior to disposal.

7.0 Cleaning and Waste Management

Staff should receive training and information on the proper cleaning methods required.

A thorough cleaning and disinfection of surfaces and areas of contact with the patient should be carried out after every procedure.

Staff should inform the patient of the disinfection of the treatment room between patients and to explain the cleaning procedure to the patient for their own piece of mind.

7.1 Equipment

Equipment should be single-use items if possible.

Reusable, non-invasive equipment must be decontaminated:

- between each patient and after patient use
- after blood and body fluid contamination
- at regular intervals as part of equipment cleaning

7.2 Cleaning in common zones:

At the end of the working day, all common areas should be subjected to a thorough cleaning and disinfection regime. This should be carried out with either:

A combined detergent disinfectant solution at a dilution of 1000 parts per million (ppm) available chlorine (av.cl.)

Or

A neutral purpose detergent followed by disinfection (1000ppm av.cl.)

All door and window knobs, possible handrails, tables, armrests for chairs and armchairs, switches, telephones, should be cleaned and disinfected, Follow manufacturer's instructions for dilution, application and contact times for all detergents and disinfectants.

For items that cannot withstand chlorine-releasing agents, consult the manufacturer's instructions for a suitable alternative to use following, or combined with, detergent cleaning.

7.3 Cleaning in treatment rooms:

All surfaces including work surfaces and treatment couch must be wiped down with a cleaning solution (section 5.4) at the end of every treatment.

Cleaning at the end of sessions should be carried out as per 7.2

7.4 Room ventilation

Clearance of infectious particles is dependent on the mechanical/natural ventilation within the room. A single air change is estimated to remove 63% of airborne contaminants; after 5 air changes, less than 1% of airborne contamination is thought to remain.

More detailed information can be found at section 4.14, page 24, of the following guidance link.

https://assets.publishing.service.gov.uk/government/uploads/system/uploads/attachment_data/file/881489/COVID-19_infection_prevention_and_control_guidance_complete.pdf

We understand that most clinics and practitioners will not have access to determining the air change rate within their clinical environment. However, practitioners should understand the principle that it is reasonable to recommend an extended period at the end of each treatment session to allow for room ventilation and air exchange. Doors should be kept shut at this time, but windows should be opened to aid the exchange rate.

Staff should avoid the use of fans that re-circulate the air.

7.5 Cleaning solutions

The SARS-Cov-2 virus is contained within a lipid envelope and therefore is susceptible to inactivation with detergents.

Evidence recommends the use of alcohol solutions at 70% or sodium hypochlorite solutions at 0.1%. Sodium hypochlorite 0.1% may be obtained by diluting household bleach, which is typically at concentrations of 5%. Therefore, a solution of 1:50 will provide 0.1%. However, you should confirm the initial concentration of the product as it may vary across brands.

Chlorhexidine has been found to be less effective in inactivating the virus.

<https://www.ncbi.nlm.nih.gov/pubmed/32035997>

<https://www.aop.org.uk/coronavirus-updates/coronavirus-how-to-disinfect-optical-equipment-and-premises>

If alternative products are used, it is recommended that practitioners should refer to manufacturer advice on the suitability for use of the product as a lipid enveloped virucide, to the EN 14476 standard.

8.0 Audit

A cleaning timetable with named responsible staff member should be maintained for each clinic area.

A self-assessment audit should be completed on a monthly basis to ensure the clinic is adhering to the stated policy, to confirm that the policy is effective and responsive to changing demands and new advice provided by government agencies. Practitioners should engage in a process of continuous quality improvement to enhance public protection and patient safety standards.

9.0 Other Considerations

9.1 Consent

In addition to treatment specific consent, the practitioner must ensure that the patient has a complete and informed understanding of the potential impact that Covid 19 might have upon the treatment. This will allow the practitioner and patient to reach a mutual agreement in 'weighing up' risks and benefits in order to achieve and inform valid consent.

It is important that the patient understands the rationale for the various measures that need to be taken, both by practitioner and patient, to minimise risk. This relates to both peri and post-procedural care and will further enable the patient/patient to take a broader and more informed approach to future decision making in relation to their health and wellbeing.

There is increasing evidence that dermal fillers given in the presence of a recent viral infection (or where a virus is caught after treatment) can increase the risk of delayed hypersensitivity reactions. This should be reflected in medical history taking and must form part of the patients understanding and consent. Furthermore, the practitioner must make allowance for this possibility in terms of post-procedural care, particularly in the event of future lockdowns.

<https://www.dovepress.com/delayed-hypersensitivity-reaction-to-hyaluronic-acid-dermal-filler-fo-peer-reviewed-fulltext-article-CCID>

It is particularly important that members of the public understand that these measures cannot completely remove all risk in relation to Covid-19. As such members of the public must be provided with sufficient time to consider this fact prior to consenting and receiving treatment.

9.2 Education

These requirements imposed on the patient will undoubtedly be unfamiliar to them and there is the possibility, in some instances, of challenge or lack of concordance. We recommend therefore that every effort is made to achieve informed understanding in advance of clinic attendance. Useful measures may include:

- Providing detailed guidance on websites and directing patients to this
- Providing individual instructions with each appointment made e.g. through email.

Patient guidance should consider 'what to expect' when viewed from the patient's perspective. It should be written in layman's terms and supported with rationale to aid understanding and acceptance. Only through education and understanding can compliance be fully achieved, thereby reducing treatment risk in the first instance and optimising wellbeing in the longer term.

9.3 Skin preparation

No changes are required in the use of preparatory skin cleaning, assuming this is usually performed with solutions containing ethyl alcohol, or a hypochlorite solution such as Clinisept®. There is evidence that chlorhexidine is less effective in the removal of SARS-Cov-2.

<https://www.ncbi.nlm.nih.gov/pubmed/32035997>

9.4 Testing

We cannot currently make definitive recommendations for routine antigen/antibody testing for CoV-SARS-2. We do advise however that wherever practicable and possible, practitioners should avail themselves of 'testing' opportunities to provide both themselves and members of the public with the assurance required to proceed safely with the administration of treatment. As government guidance and testing availability develops, we will review this policy for future versions of this guidance.

9.5 Time management

It is recommended that practitioners increase appointment length and reduce patient contact time. This will allow additional time for room cleansing and ventilation after each treatment episode, limit unnecessary exposure time and reduce the risk of human error in a stressful environment. Where lengthy treatments are proposed, a risk assessment should be performed.

Clinic owners should consider adjusting their opening times to allow for changes in demand and increased time needed to implement these policies. Staff may be required to be more flexible in their working times to meet these demands.

9.6 Risk assessment

We highlight the necessity of **risk assessment** throughout this guidance. In general terms, all practitioners should consider ***the need to perform a risk assessment as it relates to products, to premises and to self-management.***






















The following further considerations relate to risk assessment of premises:

For commercial premises that operate with a shared reception area, this should form an additional part of the risk assessment which must be conducted in co-operation with other premises users or responsible persons.

There is no risk assessment that can demonstrate fully the safety of mobile practice which involves treating patients in their own homes. The JCCP can therefore not support mobile practice. Where a practitioner works from several different premises, a risk assessment must be performed for each. However, a risk assessment could not conclude the safety of arrangements where there are multiple practice venues in different geographical locations and again the JCCP would not support this practice. We would also remind practitioners that where they provide clinical supervision (including prescribing services) for practitioners in wider geographical locations, that they have a duty of care in attending to these patients and therefore this practice cannot be supported by the JCCP.

May 12th 2020

Appendix 1. Mask types and uses.

Different types of Mask			Protection against transmission to limit spread		Properties
Equipment	Type	Classification and protection type.	Protection for wearer	Protection against transmission to limit spread	
<p>Disposable self-filtering masks</p> <p>To Standard EN 149</p> <p>Reusable ones have an 'R'</p> <p>Non-reusable masks show 'NR' and may be used for a single shift.</p>	FFP 1 without exhalation valve				<ul style="list-style-type: none"> Protective with minimal filtration. No protection against infectious organisms. Limits the spread of infection
	FFP 2 without exhalation valve				<ul style="list-style-type: none"> Protects against <i>and</i> limits spread of infection.
	FFP 3 with exhalation valve				<ul style="list-style-type: none"> All FFP3 face masks have an exhalation valve. Protects wearer but does not limit spread.
	FFP 2 with exhalation valve				<ul style="list-style-type: none"> Protects against but does not limit the spread of infection
Surgical and homemade face-masks.	Disposable surgical masks				<ul style="list-style-type: none"> Not protective equipment. Does not protect against but may help limit spread of infections.
	Disposable hygienic masks				<ul style="list-style-type: none"> Not protective equipment. Does not protect against but may help limit spread of infections. Efficiency not tested
Industrial masks	Buconasal half mask with filter.				<ul style="list-style-type: none"> All masks have exhalation valves. Protects against but does not limit the spread of infection Reusable